


Sci-Cool, Inc.



Model GP530AF



-30° C Laboratory Freezer



Sci-Cool's space-saving high-efficiency laboratory freezer is ideal for placement beside the work bench or fits easily into a 34.5" high under-counter space. The freezer's temperature control offers a microprocessor based system with a digital temperature set-point and display. This model comes standard with a built-in temperature alarm system that alerts the operator to temperature deviation by monitoring user adjustable high and low temperature limits and has both an audible and visual warning system which includes remote dry contacts for remote alarm condition monitoring. This model carries a commercial rating for general laboratory use and comes standard with a manual defrost system to insure temperature stability and product integrity. This state-of-the-art laboratory freezer employs the latest in insulating and refrigeration technologies for improved temperature stability and reduced energy consumption. It utilizes a dynamic-convection temperature conditioning system to provide an optimal internal temperature pattern with no fans or blowers. For performance assurance, each unit is completely tested and shipped with its unique pull down performance graph. The interior is white molded ABS with no seams for easy cleaning and decontamination. The interior environment is protected by CFC-free, high-density foamed-in-place urethane insulation. Additional standard features include two fixed refrigerated shelves, three shelves on the door, adjustable leveling legs and a reversible outer door. The interior shelves are epoxy coated for long-lasting durability and chemical resistance.

Specifications

Temperature Range -30° to -20° C (-22° to -4° F), temperature uniformity better than +/-1.0° C in product

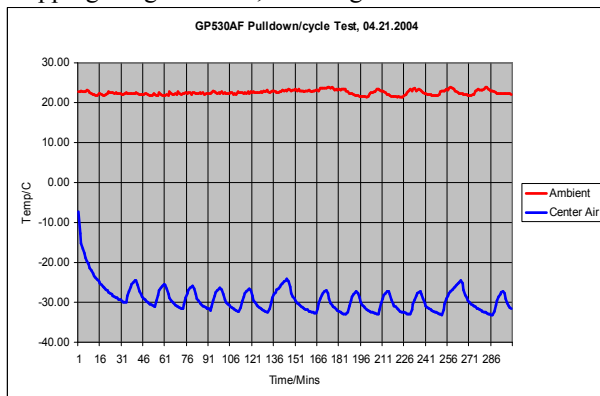
Dimensions Exterior 21.7@ W(55.12 cm) x 23.8@ D(60.5 cm) x 33.5@ H(86.11 cm)

Interior 18.1" W(45.97 cm) x 18" D(45.72 cm) x 27.6" H(70.1 cm)

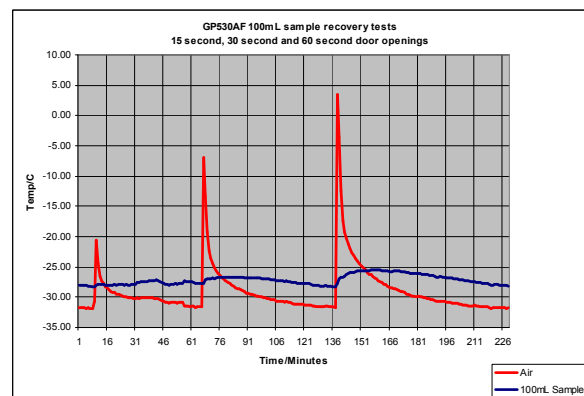
Capacity 5 cu. ft. 123 liters

Net weight 78 lbs., 35.38 kg.

Shipping weight 89 lbs., 40.37 kg.



Typical performance ambient pull-down



Typical performance, door opening recovery